



## BOOST PRODUCTIVITY

- ▶ Analyze and improve loading efficiency
- ▶ Review forklift activity in/out of a trailer
- ▶ Identify available docks at any given time
- ▶ Compare activity at loading docks over any period of time
- ▶ Alert of inefficient loading sessions

## SIMPLIFY MAINTENANCE

- ▶ Monitor dock leveler and vehicle restraint usage
- ▶ Analyze any off balance usage to ensure all levelers and restraints are being used
- ▶ Determine low usage hours to schedule maintenance
- ▶ Receive alerts of past due maintenance and any low hydraulic fluid levels

## PRIORITIZE SAFETY

- ▶ Evaluate vehicle restraint faults
- ▶ Monitor activity at unrestrained trailers
- ▶ Receive open-door alerts
- ▶ Understand safe conditions with a 3-color light communication system
- ▶ Interlock the overhead door, restraint and leveler for added safety

## TIGHTEN SECURITY

- ▶ Alert of loading dock equipment activity during off hours
- ▶ Alert of any dock doors left open
- ▶ Notification of a truck arriving or departing at a loading dock

# iDOCK CONTROLS



## ADVANCED INTERACTIVE CONTROL OF YOUR LOADING DOCK EQUIPMENT


**OPERATOR INTERFACE** Using reliable membrane dome button technology, operators can clearly feel and hear when they press a button, confirming that the equipment will begin operation.

### INTERACTIVE MESSAGE DISPLAY INCLUDES:

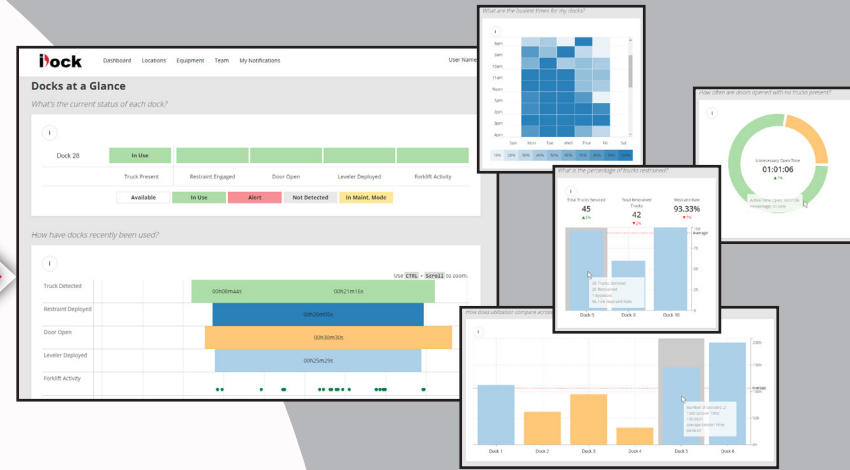
- **EQUIPMENT INFORMATION** Access information about your dock equipment, including the serial number, installation date, and the door number.
- **SYSTEM INFORMATION** View detailed information regarding your installed dock equipment and the options that are currently active.
- **MAINTENANCE HISTORY** See all of your maintenance records as well as schedule a maintenance reminder that will alert you when the scheduled day has come.
- **COUNTERS** View your loading dock equipment statistics, such as cycle counts, optional forklift activity, faults, and more.

**INTEGRATED CONTROLS** iDock Controls can integrate your installed Systems dock levelers, vehicle restraints, and other dock accessories, as well as door operators. Interlocking equipment controls provides a sequence of operation for your dock equipment, improving safety and energy efficiency.

**ADVANCED 3-COLOR LIGHT COMMUNICATION** Compared to other standard green and red systems, iDock Controls utilize an additional third amber light if a fault is detected or restraint is in bypass mode.



# iDOCK CONNECT



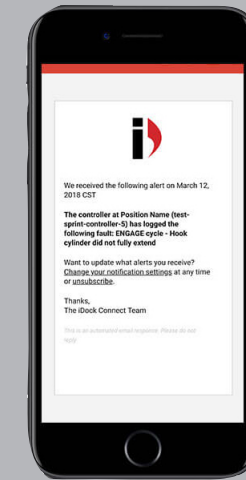
## ANALYZE YOUR LOADING DOCK ACTIVITY ONLINE

Create an online account at [iDockConnect.com](http://iDockConnect.com). Then login to review and analyze visual reports generated from your iDock equipment sensors and controls.

### DASHBOARD REPORTS INCLUDE:

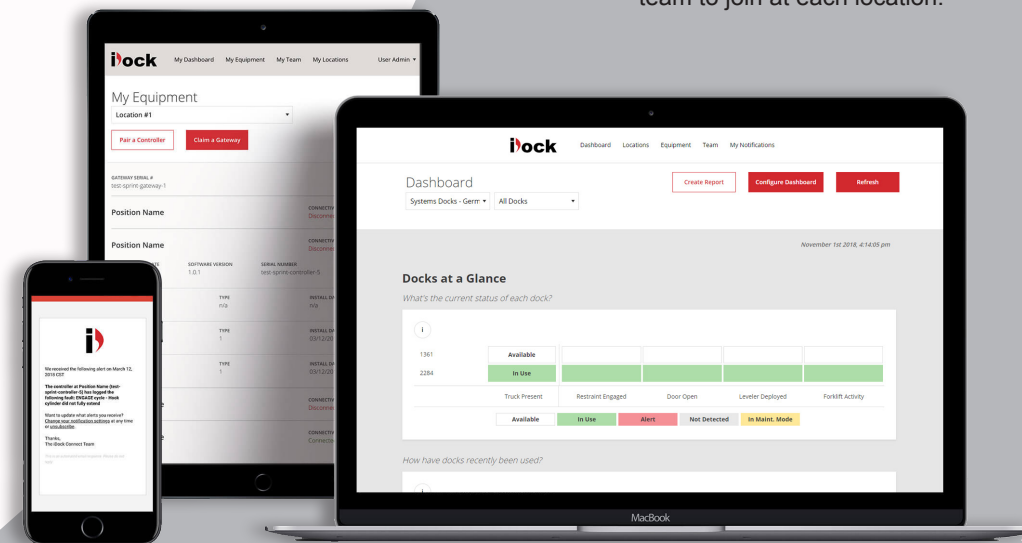
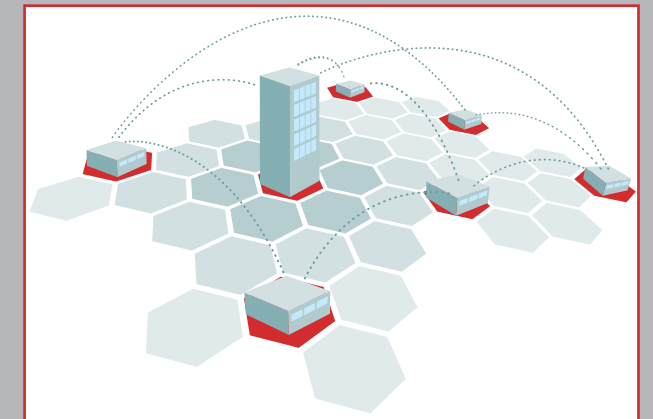
- **CURRENT ACTIVITY** Check the current status of each dock and how they're being used.
- **LOADING DOCK ANALYTICS** Compare the efficiency and activity of any docks during a selected period of time.

# Connecting your loading dock to the Future



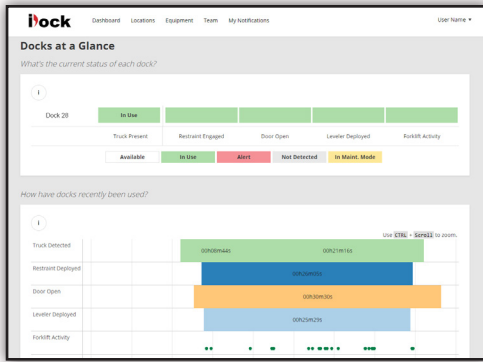
**NOTIFICATIONS** Receive email or text message alerts of events such as maintenance past due, after-hours activity, doors left open, and more.

**MULTIPLE USERS AND LOCATIONS** Setup multiple locations under one account. Invite other members of your team to join at each location.



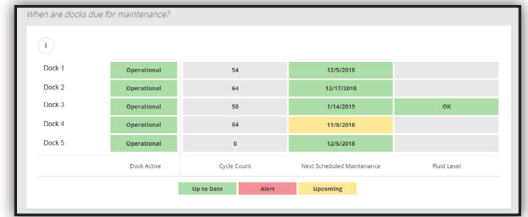
**DEVICE AGNOSTIC** Login anywhere, at anytime from a desktop, tablet or mobile device.

# Current Dock Activity

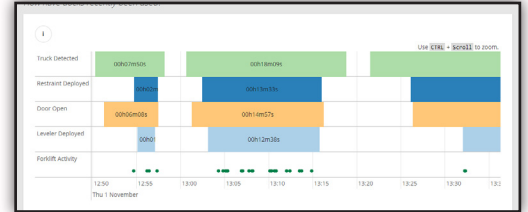


Quickly see the current status of each loading dock.

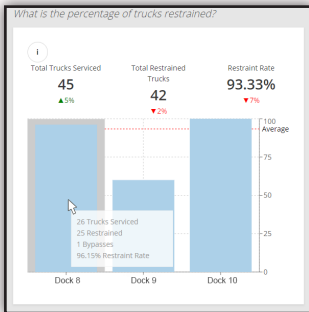
Check cycle counts and when any dock equipment is due for maintenance.



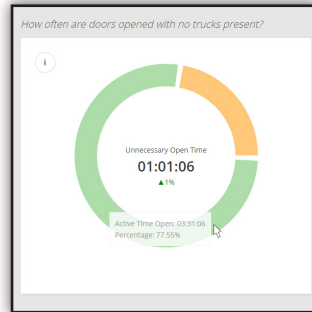
Review the activity at each dock over the past 48 hours.



# Loading Dock Analytics



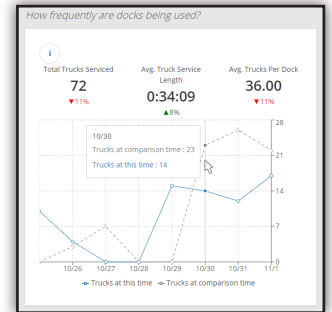
View the percentage of trucks safely restrained and how many were put in bypass mode at each dock.



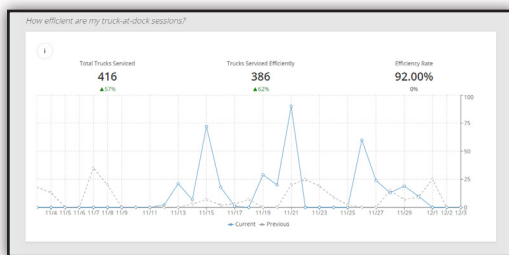
Check the total amount of time any dock doors are unnecessarily left open without a truck present.



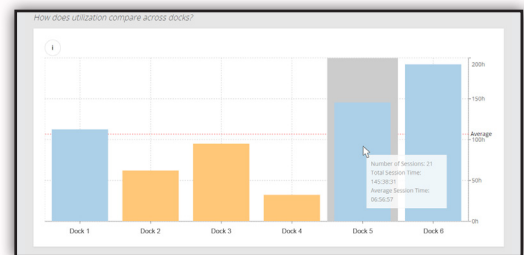
See what days and hours your docks are the busiest on average during a selected period of time.



Review the total number of trucks serviced, the average amount at each dock, and the average load time.



Analyze the percentage of trucks that are loaded/unloaded efficiently.



Compare the average loading or unloading time of trucks at each dock.



www.weigh-tech.com | Phone: (281) 474-5277